

Class of 2025

Junior Parent Night



Agenda

- Introductions
- Graduation Requirements
- Academic Support
- Student Success
- College and Career
- Junior Year Calendar
- Empowering Student Development

Prayer





Your Partners

Nick Pavgouzas

Assistant Principal

Diana Tompkins

Director of School Counseling & Academic Support

Tom Laegeler, School Counselor

Amanda Thomas & Heidi Hattabaugh

Mental Health Counselors

Siobhan Henderson, Kate O'Reilly, & Andre Wright

Academic Support Teachers

Mary Pryor

Director of the Student Success Center

Rosalyn Lugaro

Director of School Counseling & College and Career


Eric Hennes, College & Career Counselor

Kristina Roberts, College & Career Counselor

Jen Etscorn, Assoc. Dir. of College Outreach

Kristy Belden, Assoc. Athletic Director

Gracie Mazanec, College/Career Specialist



Junior Year Calendar

- Parent Coffee Chat - Tomorrow 8:00 a.m. Student Center
- Testing Information Night (September 26, 2023)
- October (week of Oct 16): PSAT
- December: Semester exams / posted grades
- January: PSAT results
- January/February: course selection meetings
- February 20: College Information Night
- February 24: College Fair
- March: ACT
- May: AP exams \$98 per test
- June: Semester exams / posted grades



Graduation Requirements

| | |
|--------------------------|-----------|
| Religion | 4 |
| English | 4 |
| Math | 4 |
| Social Studies | 4 |
| Science | 3 |
| World Language | 2 |
| Practical/Performing Art | 1 |
| HOPE | 1 |
| Electives | 5 |
| Total | 28 |

- 28 credits
- 2.0 GPA
- 100 community service hours
- 25/yr for transfer students due March 1, 2025



FACTS (Ren Web)

The screenshot shows the Bishop Moore Catholic High School website. The top navigation bar includes links for ABOUT, ADMISSIONS, ACADEMIC LIFE, ARTS, ATHLETICS, MISSION & MINISTRY, and GIVE. The main content area is titled 'Family Portal' and features a left-hand navigation menu. The 'School' section is highlighted with a red box, and the 'Student' section is also highlighted with a red box. The 'School' section includes links for School Home, Calendar, Classes, Resource Documents, and Web Forms. The 'Student' section includes a dropdown menu. The main content area displays 'Announcements' (No announcements found), 'Events' (No events found), and a 'School Calendar: Dates to Note' section listing dates from 9/17/21 to 11/25/21.

School

- School Home
- Calendar
- Classes
- Resource Documents
- Web Forms

Student

Family

Back to School Site

Announcements

No announcements found


Events

No events found.

School Calendar: Dates to Note

| Date | Event |
|----------|--------------------------------------|
| 9/17/21 | Teacher Professional Development Day |
| 10/7/21 | 2021-2022 Q1 End |
| 10/8/21 | Teacher Professional Development Day |
| 10/11/21 | 2021-2022 Q2 Begin |
| 11/22/21 | Thanksgiving Break |
| 11/23/21 | Thanksgiving Break |
| 11/24/21 | Thanksgiving Break |
| 11/25/21 | Thanksgiving Break |

- Under “School”
 - Quarter Dates
 - Resource Docs
 - Web Forms
- Under “Student”
 - Grades
 - Attendance
 - Schedule




Schoology

© You are viewing as Paul Miller


BISHOP MOORE
Catholic High School

COURSES **GROUPS** **GRADE REPORT**


Courses




3-D DESIGN 1
S1-3M
Bishop Moore High School




AMERICAN GOVERNMENT (H)
S1-6M
Bishop Moore High School




ENGLISH 4
BLL
Bishop Moore High School




HOMEROOM
SR10
Bishop Moore High School




LATIN 2
SS
Bishop Moore High School




LUNCH
4
Bishop Moore High School



MARINE BIOLOGY
2S
Bishop Moore High School



MATH FOR COLLEGE SUCCESS
7J
Bishop Moore High School



SACRAMENTAL LIFE
S1-1S
Bishop Moore High School

- Assignments
- Class updates
- Group updates
- Student messaging



College and Career

Things for Juniors to do this fall:

1. **Do well academically.**
2. **Enhance their resume.**
3. **Prepare for SAT/ACT/CLT testing.** (Goal 3 tests junior year)
 - a. ACT School Day at BMC in the Spring.
 - b. Students register through the ACT/SAT/CLT directly for other testing dates.
4. **Research colleges.**
 - a. Sign up for college admissions representative sessions.
 - b. Visit colleges in person if the opportunity arises.
 - c. Update the Colleges I'm Thinking About list in Naviance.
5. **Explore potential careers/majors.** (Naviance, service, clubs, etc.)
6. **Read** Schoology messages, posts, and weekly communications.















College and Career

All juniors will have a School Counselor
AND
a College and Career Counselor
starting in the Spring.

CCC Location: Loretta Hall
Office Hours: 7:30-3:30
Open during lunch/9th hour.



SUS Admissions Matrix

| NAME OF INSTITUTION | | SUMMER SEMESTER | | | | | | | FALL SEMESTER | | | | | | | |
|--|--|------------------|---------------------------------------|-----------------------------|-----------------------|--------------------------------|---------------------------|---------------------------|-----------------------------|-----------------------|--------------------------------|---------------------------|---------------------------|------------|---------------------------|---|
| | | Total Enrollment | Total Undergraduate Enrollment (2022) | Number of FTIC Applications | Number of FTIC Admits | Average or middle 50% FTIC GPA | Middle 50% Admit FTIC SAT | Middle 50% Admit FTIC ACT | Number of FTIC Applications | Number of FTIC Admits | Average or middle 50% FTIC GPA | Middle 50% Admit FTIC SAT | Middle 50% Admit FTIC ACT | SSAR/SPARK | Self-Reported Test Scores | 2+2 Program |
|  | FLORIDA AGRICULTURAL AND MECHANICAL UNIVERSITY | 7,803 | 4,933 | 1,104 | 520 | 3.53 | 990 – 1140 | 19 – 24 | 21,415 | 4,186 | 3.91 | 1070 – 1240 | 22 – 27 | Yes | No | FAMU IGNITE |
|  | FLORIDA ATLANTIC UNIVERSITY | 29,614 | 23,067 | 6,292 | 4,280 | 3.58 | 1010 – 1150 | 20 – 24 | 30,337 | 17,727 | 3.70 – 4.30 / 4.0 | 1090 – 1250 | 22 – 28 | Yes | Yes | Link to FAU |
|  | FLORIDA GULF COAST UNIVERSITY | 16,004 | 14,481 | 1,796 | 1,112 | 3.57 – 4.39 | 1020 – 1180 | 19 – 24 | 17,949 | 11,265 | 3.76 – 4.51 | 1080 – 1230 | 21 – 26 | No | No | Destination FGCU |
|  | FLORIDA INTERNATIONAL UNIVERSITY | 55,687 | 45,442 | 7,810 | 5,923 | 3.9 – 4.4 | 1060 – 1170 | 21 – 24 | 16,487 | 5,373 | 4.1 – 4.7 | 1240 – 1370 | 26 – 30 | No | No | Connect4 Success |
|  | FLORIDA POLYTECHNIC UNIVERSITY | 1,593 | 1,531 | N/A | 161 | 3.8 – 4.5 | 1120 – 1220 | 25 – 27 | 2,483 | 1,120 | 4.0 – 4.7 | 1250 – 1390 | 28 – 32 | Yes | Yes | South Florida State College & Polk State College |
|  | FLORIDA STATE UNIVERSITY | 44,161 | 32,936 | 12,775 | 4,614 | 4.1 – 4.5 | 1230 – 1320 | 26 – 30 | 62,046 | 14,128 | 4.3 – 4.6 | 1340 – 1450 | 29 – 33 | Yes | Yes | Aspire TCC2FSU |
|  | NEW COLLEGE OF FLORIDA | 689 | 669 | N/A | N/A | N/A | N/A | N/A | 2,782 | 1,511 | 4.03 | 1100 – 1310 | 22 – 29 | Yes | Yes | NCF Transform |
|  | UNIVERSITY OF CENTRAL FLORIDA | 68,406 | 58,721 | 11,600 | 7,640 | 3.9 – 4.3 / 4.10 | 1170 – 1240 | 23 – 26 | 43,332 | 16,157 | 4.1 – 4.5 / 4.30 | 1260 – 1380 | 26 – 30 | Yes | No | Direct Connect |
|  | UNIVERSITY OF FLORIDA | 60,795 | 38,011 | See Fall for combined | 2,964 | 4.4 – 4.6 | 1240 – 1390 | 27 – 31 | 66,866 | 12,742 | 4.4 – 4.6 | 1370 – 1510 | 31 – 34 | Yes | Yes | Gator Engineering @ Santa Fe and State College of Florida |
|  | UNIVERSITY OF NORTH FLORIDA | 16,517 | 14,282 | 1,982 | 1,359 | 3.11 – 3.74 | 950 – 1120 | 21 – 27 | 17,749 | 12,562 | 3.80 – 4.44 | 1060 – 1250 | 21 – 27 | Yes | No | Transfer2UNF |
|  | UNIVERSITY OF SOUTH FLORIDA | 49,766 | 36,948 | 13,849 | 9,067 | 3.90 – 4.29 | 1100 – 1200 | 22 – 25 | 51,348 | 17,448 | 4.10 – 4.59 | 1250 – 1390 | 27 – 31 | Yes | No | FUSE |
|  | UNIVERSITY OF WEST FLORIDA | 13,504 | 9,280 | 673 | 271 | 3.81 | 970 – 1150 | 19 – 24 | 9,397 | 5,212 | 3.95 | 1050 – 1230 | 21 – 27 | Yes | No | 2UWF |



PCUF.net Admissions Matrix



*Asterisk beside institution name reflects data from 2021-22

|  PRIVATE COLLEGES & UNIVERSITIES OF FLORIDA | ADVENT HEALTH UNIVERSITY* | BARRY UNIVERSITY* | ECKERD COLLEGE | AERONAUTICAL UNIVERSITY | FLAGLER COLLEGE | FLORIDA INSTITUTE OF TECHNOLOGY* | FLORIDA SOUTHERN COLLEGE | JACKSONVILLE UNIVERSITY | KEISER UNIVERSITY FLAGSHIP CAMPUS | LYNN UNIVERSITY |
|--|--|--|--|--|---|---|--|--|--|---|
| | www.ahu.edu | www.barry.edu | www.eckerd.edu | daytonabeach.erau.edu | www.flagler.edu | www.fit.edu | www.fwsouthern.edu | www.jvu.edu | www.keiseruniversity.edu/hsd | www.lynn.edu |
| LOCATION | ORLANDO, FL | MIAMI, FL | ST. PETERSBURG, FL | DAYTONA BEACH, FL | ST. AUGUSTINE, FL | MELBOURNE, FL | LAKELAND, FL | JACKSONVILLE, FL | WEST PALM BEACH, FL | BOCA RATON, FL |
| UNDERGRADUATE/FULL TIME ENROLLMENT | 1166 | 2,868 | 1,970 | 6,500 | 2,500 | 3,459 | 2,834 | 2,771 | 1150 | 2,252 |
| PERCENTAGE OF UNDERGRADUATES FROM FLORIDA | 80% | 65% | 20% | 38% | 55% | 40% | 60% | 55% | 49% | 36% |
| ADMISSION DEADLINE | JUL 1, NOV 1, & MAR 1 | ROLLING | NOV 15 EARLY ACT, MAR 15 ROLLING | JAN 15 & ROLLING | NOV 1 (ED) & MARCH 1 (RD) | ROLLING | NOV 1 (ED) & MARCH 1 (RD) | ROLLING | ROLLING | NOV 15 EARLY ACT, MAR 15 ROLLING |
| MIDRANGE GPA | 3.1-3.5 | 3.38 | 3.2-3.6 | 3.89 | 3.55 | 3.85 | 3.6 - 4.1 | 3.61 | 3.0-3.2 | 3.88 |
| MIDRANGE/AVG. SAT (CR & M, MIDDLE 50%) | Test Optional* | 960* | 1100-1275* | 1200-1399* | 1150 | 1150-1340 | 1060-1230 | 990 | 1140 | 1140 |
| MIDRANGE/AVG. ACT (CR & M, MIDDLE 50%) | Test Optional* | 18* | 24-29* | 26-29* | 26 | 25-31 | 25-30 | 21-27* | 20 | 24 |
| TUITION, FEES, ROOM & BOARD | \$23,120 | \$47,074 | \$62,750 | \$53,774 in state | \$37,450 | \$53,646 | \$52,900 | \$60,020 | \$51,204 | \$53,120 |
| ACCEPT ACE? AP? IB? DUAL ENROLLMENT (DE)? ALL? | AP, IB, DE | ALL | ALL | ALL | ALL | ALL | ALL | ALL | ALL | ALL |
| AVG NEED-BASED SCHOLARSHIP/GRANT AWARD | \$7,300 | \$7,586 | \$28,000 | \$16,503 | \$12,368 | \$10,000 | \$26,127 | \$26,100 | \$6,000 | \$6,373 |
| AVG NON-NEED-BASED SCHOLARSHIP/GRANT AWARD | \$4,000 | \$13,421 | \$18,000 | \$20,024 | \$3,808 | \$22,000 | \$20,872 | \$24,097 | \$11,000 | \$15,366 |
| TOP 3 MAJORS | NURSING BIOMEDICAL SCIENCES IMAGING (SONO, RAD, NUC MED) | NURSING PSYCHOLOGY BIOLOGY | MARINE SCIENCE ENV. STUDIES ANIMAL STUDIES | AEROSPACE ENG. AERONAUTICAL SCIENCE MECHANICAL ENG. | BUSINESS ADMIN. PSYCHOLOGY COASTAL ENV. SCIENCE | AEROSPACE ENG. MECHANICAL ENG. COMPUTER SCIENCE | BUSINESS ADMIN. NURSING BIOLOGY | NURSING MARINE SCIENCE AVIATION | SPORTS MGMT. EXERCISE SCIENCE BUSINESS ADMIN. | INT'L. BUSINESS MGMT. SPORTS MGMT. PSYCHOLOGY |

| | NOVA SOUTHEASTERN UNIVERSITY | RINGLING COLLEGE OF ART & DESIGN | ROLLINS COLLEGE | SAINT LEO UNIVERSITY | SOUTHEASTERN UNIVERSITY* | STETSON UNIVERSITY* | UNIVERSITY OF MIAMI | THE UNIVERSITY OF TAMPA | WARNER UNIVERSITY |
|--|---|--|--|--|--|--|--|--|--|
| | www.nova.edu | www.ringling.edu | www.rollins.edu | www.saintleo.edu | www.seu.edu | www.stetson.edu | www.miami.edu | www.ut.edu | www.warner.edu |
| LOCATION | FT. LAUDERDALE, FL | SARASOTA, FL | WINTER PARK, FL | SAINT LEO, FL | LAKELAND, FL | DELAND, FL | CORAL GABLES, FL | TAMPA, FL | LAKE WALES, FL |
| UNDERGRADUATE/FULL TIME ENROLLMENT | 6,300 | 1,650 | 2,112 | 2,282 | 6,209 | 3,150 | 10,736 | 9,600 | 1,068 |
| PERCENTAGE OF UNDERGRADUATES FROM FLORIDA | 59% | 37% | 48% | 64% | 64% | 69% | 27% | 22% | 92% |
| ADMISSION DEADLINE | NOV 1 (ED) & FEB 1 (REGULAR) | ROLLING | NOV 1, JAN 5, FEB 1 | Jan 15 Priority, Mar 1 Regular ROLLING | ROLLING | Nov 1 (ED) & Feb 1 (REG), Jan 15 (ED) & Feb 1 (REG) | Nov 1 (ED) & Feb 1 (REG) & Feb 1 (REG) | EA: Nov. 15 / Reg. Mar 1 | ROLLING |
| MIDRANGE GPA | 4.02 | 3.1 | 3.4 | 3.1 unweighted | 3.32 | 3.84 | 3.8-4.0 unweighted | 3.49 unweighted | 3.25 |
| MIDRANGE/AVG. SAT (CR & M, MIDDLE 50%) | 1090-1330* | N/A* | 1210-1360* | 1050-1280 | 1061* | 1120-1300* | 1390-1500* | 1215* | 957* |
| MIDRANGE/AVG. ACT (CR & M, MIDDLE 50%) | 24-31* | N/A* | 26-30* | 19-24 | 21* | 24-30* | 31-34 | 25* | 18* |
| TUITION, FEES, ROOM & BOARD | \$48,833 | \$60,374 | \$71,690 | \$37,960 | \$37,900 | \$64,040 | \$75,280 | \$43,438 | \$35,160 |
| ACCEPT ACE? AP? IB? DUAL ENROLLMENT (DE)? ALL? | ALL | ALL | ALL | ALL | ALL | ALL | ALL | ALL | ALL |
| AVG NEED-BASED SCHOLARSHIP/GRANT AWARD | not calculated | no data reported | \$35,000 | \$7,400 | \$18,000 | \$38,367 | \$33,681 | \$12,959 | \$9,756 |
| AVG NON-NEED-BASED SCHOLARSHIP/GRANT AWARD | \$18,500 | \$6,000 | \$15,000-\$32,000 | \$12,000 | not calculated | \$28,516 | \$23,103 | \$8,589 | \$12,341 |
| TOP 3 MAJORS | MARINE BIOLOGY BIOLOGY (PRE-MED) PSYCHOLOGY | COMPUTER ANIMATION ILLUSTRATION FILM | BUSINESS MGMT. BIOLOGY PSYCHOLOGY | BIOLOGY CRIMINAL JUSTICE BUSINESS | NURSING EDUCATION PSYCHOLOGY | PSYCHOLOGY FINANCE HEALTH SCIENCE | BIOLOGY HEALTH SCIENCE BUSINESS | FINANCE BIOLOGY MARINE SCIENCE | EXERCISE & SPORT STUDIES BEHAVIORAL SCIENCES BUSINESS ADMINISTRATION |

For more information, please visit our Website: www.pcuf.net



Admissions directors say...

Students are UNDER-prepared in:

- Taking ownership
 - - parents are too helpful
- Communication
 - - not reading/responding
- Reading/following directions






Student Success Center

Campus wide support all students have access to.

- **Mary Pryor**, Director
- **Theresa DePrinzio**, Student Success Coach
- **Armani Garrick**, Student Success Coach



Student Success Center

- Located in Dorsey Hall, open M-F from 7- 3:30 PM
- Except Wednesday hours which are 7-2:30PM
- Open All 3 lunches
- Student Tutoring - Teacher/Peer tutoring
- Student Coaching-Goal Setting, Time Mgmt, Test Taking
- Student Mentoring- Self Advocates, Behavior, Attendance

We look forward to seeing all students.



Academic Support Program

- Diana Tompkins, Director of Academic Support
- Siobhan Henderson, Academic Support Teacher
- Kate O'Reilly, Academic Support Teacher
- Andre Wright, Academic Support Teacher
- Michael Hennessey, Director of Curriculum



Academic Support Program

- Support for students with learning challenges or documented disabilities.
 - Reasonable accommodations
 - Mentorship
 - Classroom support
- Executive functioning resources and instruction
- Facilitate accommodations request for standardized testing



Thank you for your time...

We look forward to partnering with you
and your students during their junior
year journey!



Time to Change

Helping your Junior Prepare for College Admissions, Student Center
The importance of College Visits, Teal Lab
Athletics, Student Success