

Emergency Action Plan (DOME)

Bishop Moore Catholic High School

Revised 5/2024

Based on recommendations from the "National Athletic Trainers' Association Position Statement: Emergency Planning in Athletics"

EVENTS	
All Sports Practices and Events	
Important Information	
Address	Address: 3901 Edgewater Drive, Orlando, FL 32804
Onsite ATC Cell Phone	(407) 840-4777
Office number:	(407) 293-7561 (ext. 249)
Poison Control	1-800-222-1222
Personnel Information	
Head Team Physician	Dr. Sean Keyes, DO
Athletic Trainers (ATC)	Micaela Ward, BS, LAT, ATC; Christopher Cervantes, MS, LAT, ATC, CES
Athletic Directors	Rob Wennington Joseph Stuart Joe Forney Kristen Belden
Head of Security	Eric Medina
Available Emergency Equipment (ATR)	
Athletic Training Kit (Big Kit), Automated External Defibrillator (AED), CPR Masks, Vacuum Splints, Spine Board, Immobilizers, Slings, Braces, Crutches, BP Cuff, Stethoscope, Pulse Oximeter, Tourniquet	
Nearby Medical Facilities	
AdventHealth Centra Care Orthopedic Urgent Care: 2325 W Fairbanks Ave, Winter Park, FL 32789, (407)-777-2235	
Orlando Regional Medical Center (Level 1) 1414 Kuhl Ave, Orlando, FL 32806 (321)-841-5111	
Advent Health Orlando: 601 E Rollins St, Orlando, FL 32803 (407)-303-5600	

DOME

Emergency Personnel

Certified athletic trainer(s), athletic training student(s), head/assistant coach(es), Security, and ADs

Emergency Communication

The primary form of communication in contacting EMS personnel will be the use of a **cell phone**. The athletic trainers, coaches, staff and administrators, will have access to a cell phone at all times. The primary form of communication between the game administrators, athletic trainer, and athletic director during contests will be cell phones. Secondary communication would be landline telephones.

Emergency Equipment - First Aid kits may be provided to each team during practice and competitions. If the ATC is present, they may use their discretion on what equipment to bring based on the demands of the sport. Additional supplies are located in the Dunn Family Athletic Trainer's Suite in the Moore Center. Portable AEDs may be present during athletic competitions.




Emergency Action Protocol

1. The Certified Athletic Trainer (ATC) will assess scene safety, conduct primary evaluation/immediate care of the injured/ill victims
2. Activate of EAP as needed - ATC will directly identify coach or AD to call 911
3. ATC will provide appropriate emergency care until the arrival of EMS personnel and assist with emergency care as needed. The ATC will provide or assist in relaying necessary information:
 - a. name, address, telephone number of caller
 - b. number of victims; condition of victims
 - c. first-aid treatment initiated
 - d. specific directions as needed to locate scene
 - e. other information as requested by dispatcher
4. Athletic Director (AD) will communicate with Security to ensure and assist with:
 - a. Unlocking all necessary gates and clearing a path for emergency vehicle(s), Emergency route shown below
 - b. Meeting the ambulance and guiding the vehicle to the location
5. Head coach, assistant coaches, game administrator, and school resource officer/security are responsible for crowd control. Athletic Director may assist Step 3 (above) is complete.
6. An assistant coach is to travel with the injured student athlete to the hospital if a parent and or guardian are not present.
7. Once EMS has transported the injured student athlete, the ATC will clean the scene.
8. Communication will occur with all incident stakeholders including but not limited to: AD (if not present), student athlete parents/guardian (if not present), school principal and school president (via AD), etc.
9. All potential stakeholders will debrief about critical incident
10. ATC will document all events.

Note: If ATC is not present, but on the premises **PLEASE DO NOT** move injured student-athlete(s) when unconscious or a head/spinal injury is suspected. Call ATC immediately.

Lightning Safe Shelter - Not applicable - location is indoors.

DOME

EMERGENCY ACCESS ROUTE (MAPS)				
Location	Primary Route	Secondary Route	Landing Zone	AED Locations <i>Indicated by  on map below):</i>
<p>Located in the center of the main campus at the end of the school's entrance.</p> <p>Indicated by: </p>	<p>EMS will enter the main campus from Edgewater drive and proceed straight to the dome through the west entrance.</p>		<p>St Charles Field Lat, Long (28.588195, -81.390772)</p> <p>Indicated by: </p>	<p>1) Main Gym 2) Between Concession Stand Bathrooms 3) Moore Center Lobby 4) Weight Room 5) Athletic Training Room (Portable) 6) Dean's Office 7) Developmental Office</p>

